

TAKING A CHANCE ON LOVE – CHOREO PLAN V2

START TO BIG X

LINE: Well I thought loves game was o-ver, Lady Luck Had Gone A-Way

C MOVE:

FR MOVE:

MOOD: Dejected

COMMENT:

LINE: I laid my cards on the table

C MOVE: R Hand move to the Right across Body, Palm face Up; Weight shift to Right Foot/Leg

FR MOVE: Same as Chorus

MOOD: Dejected

COMMENT: Weight shift

LINE: Unable to Play

C MOVE: R hand moves back to the left, Palm facing **down**, weight shift to left foot/leg (on the cutoff of “play” swipe hand to L as if pushing cards away)

FR MOVE: Same as Chorus

MOOD: Dejected, Folding a Poker Hand

COMMENT:

LINE: Then I heard good for-tune say

C MOVE: Reset w/ R Foot R/S w/ L Foot R/S with Arms, Chest UP (3 STEP RESET)

FR MOVE: Same as Chorus

MOOD: CHANGE in Mood – more good fortune, more hope and looking into the future

COMMENT:

LINE: They’re deal-ing you a new hand

C MOVE: Raise Hands to neck level, Palms down Reverse, back down to waist

FR MOVE: Same as Chorus

MOOD: Smiles all around, you got another chance! A Mulligan!

COMMENT:

LINE: TO-DAY (TO-DAY)
C MOVE: Move Hands towards inside chorus, chest body and face towards outside chorus Reverse previous move into SCP
FR MOVE: Same as Chorus
MOOD:
COMMENT:

LINE: Here I go a-gain, I hear the trum-pets blow a-gain
C MOVE: 3 Step Reset on "Here" "Go" and "Gain"
FR MOVE: Same as Chorus
MOOD: Excited to see what happens
COMMENT:

LINE: All a-glow a-gain
C MOVE: *Personal Involvement*
FR MOVE:
MOOD: THIRD (Kevin Keller's Rule of 3), intimate, passionate, excited but subtle
COMMENT:

LINE: Taking a Chance on Love (a chance on love)
C MOVE: *Personal Involvement*
FR MOVE:
MOOD: Cool, Swingy, Fun
COMMENT:

LINE: Here I slide a- gain
C MOVE: Slide to the right lift L foot, prepare bring left foot to R foot
FR MOVE: Same as Chorus
MOOD: Happy, excited, energetic

COMMENT:

LINE: a-bout to take that ride a-gain

C MOVE: Step Back to original riser position, 3-Step Recover back to SCP

FR MOVE: Same as Chorus

MOOD: Happy, excited, energetic

COMMENT:

LINE: So starry eye'd again

C MOVE: *No Planned Move – but explore individual plans with allowing your hands and eyes to enhance the lyric*

FR MOVE: Same as Chorus

MOOD: Rule of 3 – optimistic, wide-eyed

COMMENT:

LINE: Taking a chance on love

C MOVE: *Personal Involvement*

FR MOVE:

MOOD:

COMMENT:

LINE: I thought

the cards were a frame up

C MOVE: Point- Right Hand to Director (accusing)

Release with open hand

FR MOVE: Same as Chorus

MOOD: Change in mood – back to accusatory

COMMENT:

LINE: I ne-ver

would try

C MOVE: 2 hands, palms down, “No!” position -

Release with palms flared up, exasperation

FR MOVE:

MOOD: Remembering, exasperated

COMMENT:

LINE: Now I'm tak-ing the game up
C MOVE: Inside foot turn in, prep for turn outside foot meets inside foot, turn full body into middle of chorus
FR MOVE: Same as Chorus
MOOD: Powerful, taking control
COMMENT:

LINE: The ace of hearts is high (-igh)
C MOVE: 1s deal "card" with outside hand 2s deal "card" with outside hand 3-step recovery
FR MOVE: Same as chorus
MOOD: SMILE, Just got the ACE
COMMENT:

LINE: Things are mending now
C MOVE: Body recovery
FR MOVE: Same as chorus
MOOD:
COMMENT:

LINE: I see a rain-bow blend-ing now
C MOVE: L Hand arch, imitating a rainbow at approximately chest height
FR MOVE: Same as chorus
MOOD: Happy, excited about the future with your girl
COMMENT:

LINE: We'll have a hap-py ending now, tak-in' a chance on love
C MOVE: 3 Step Reset back to SCP
FR MOVE:
MOOD:

COMMENT:

LINE: I'm walk-in' a-round with a horse shoe, in clo-ver I lie

C MOVE: Personal movement to support FR

FR MOVE: FR begin to walk on ever other beat with swagger around in an arch (chorus formation) (12 steps total – always facing where you are heading)

MOOD: Strutting through life now, nothing can hurt me – I've got my horse-shoe and clover!

COMMENT:

LINE: Broth-er rab-bit of course you be-ter

C MOVE: *Personal movement to support FR*

FR MOVE: Arrive into HORSESHOE/arch shape positions by step 12, recover on step 13 ("kiss")

MOOD:

COMMENT:

LINE: Kiss

your foot

good-bye

(bye-bye)

C MOVE: 2 finger point to audience

2 finger point to feet

R hand waive bye

L hand waive bye

FR MOVE: Same as chorus

MOOD:

COMMENT:

LINE: On the ball a-gain

C MOVE: *Personal Involvement*

FR MOVE: Move into position 1, Inside foot first, 3 steps, land on the 4th step

MOOD:

COMMENT:

LINE: I'm heading for a fall a-gain
C MOVE: *Personal Involvement*
FR MOVE: 1, 3, 5 "Fall Out" to the right; 2, 4, 6 "Fall Out" to the Left; 7 hands up, confused look on face (Reset on "a-gain")
MOOD:
COMMENT:

LINE: Im gon-na give my all a-gain
C MOVE: *Personal Involvement*
FR MOVE: Position 1 to Position 2 in 4 steps, land on the 5th step
MOOD:
COMMENT:

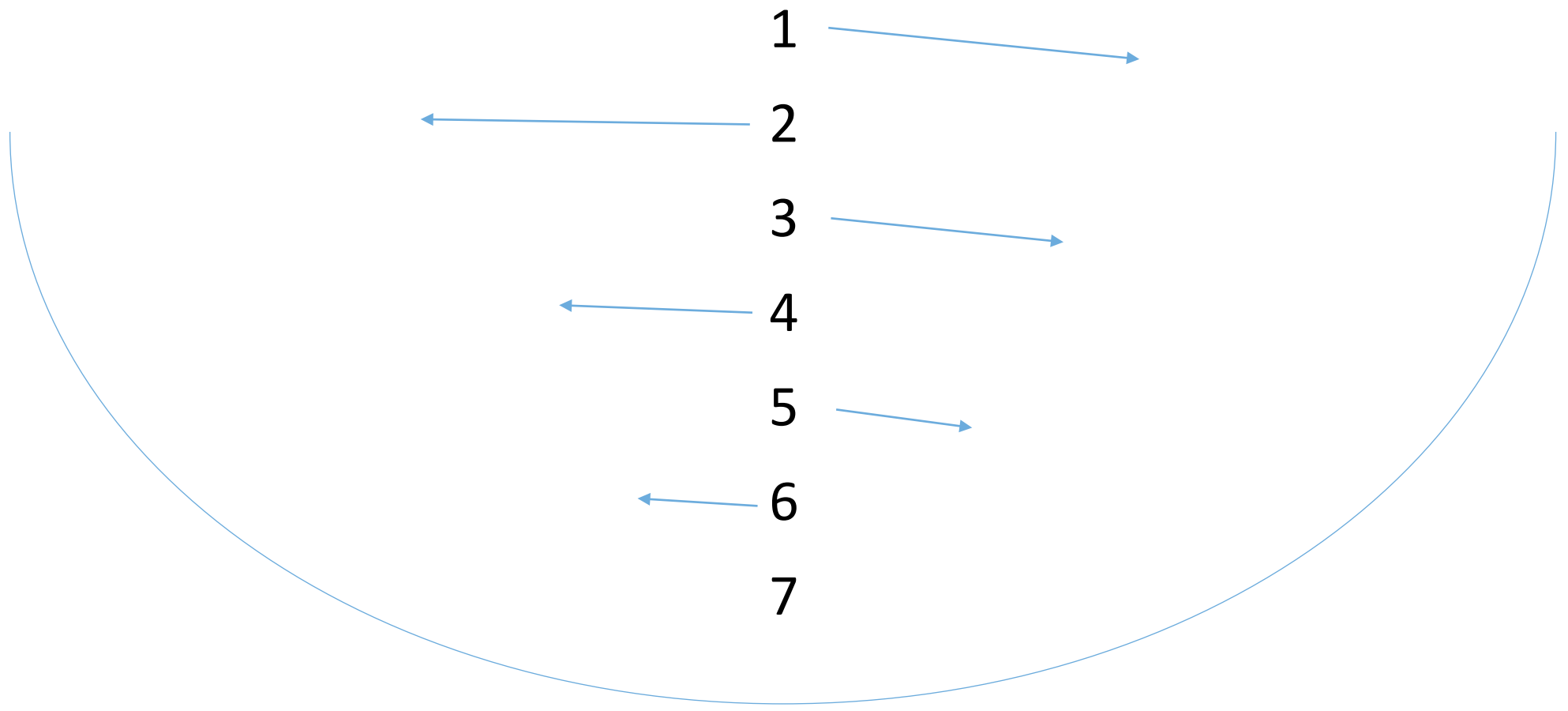
LINE: Tak-in' a chance in love with ro-mance
C MOVE: *Personal excitement, energetic*
FR MOVE: Position 2 to Position 3 (Crossing Through each other); Land on Msr. 67 "love" (8 steps total); Start w/ Inside Foot
MOOD:
COMMENT:

LINE: Tak-in' a chance on love-----
C MOVE: *Personal excitement, energetic*
FR MOVE: Position 3 to Position 4 in 3 Steps, L step first (follow steps above)
MOOD:
COMMENT:

LINE: Ten/Bari/Bass (I'm takin-in a chance I'm in love with ro-mance -- Tak-in' a chance on ... love)
C MOVE: *Personal excitement, energetic*
FR MOVE: Position 4 to Position 5 (End)
MOOD:
COMMENT:

LINE: Bari (Tak-in' a chance on love)
C MOVE: ROW 2 – L foot step out and off riser R foot step L foot step Feet together, recover to tiles
REST: FINAL POWER POSE – HERE WE GO! WE ARE THROWING IT ALL OUT THERE!
FR MOVE: Same as Chorus
MOOD:
COMMENT:

FR POSITION 1



FR POSITION 2

2

1

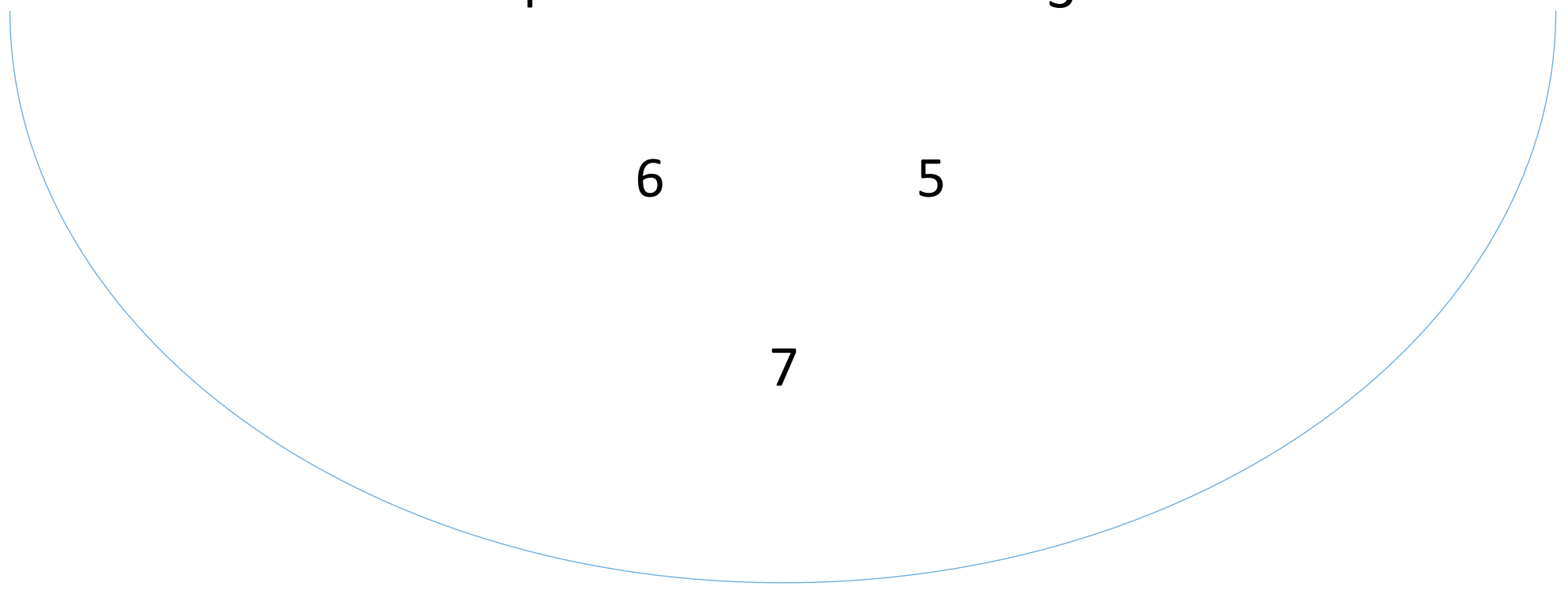
4

3

6

5

7



FR POSITION 3

1

2

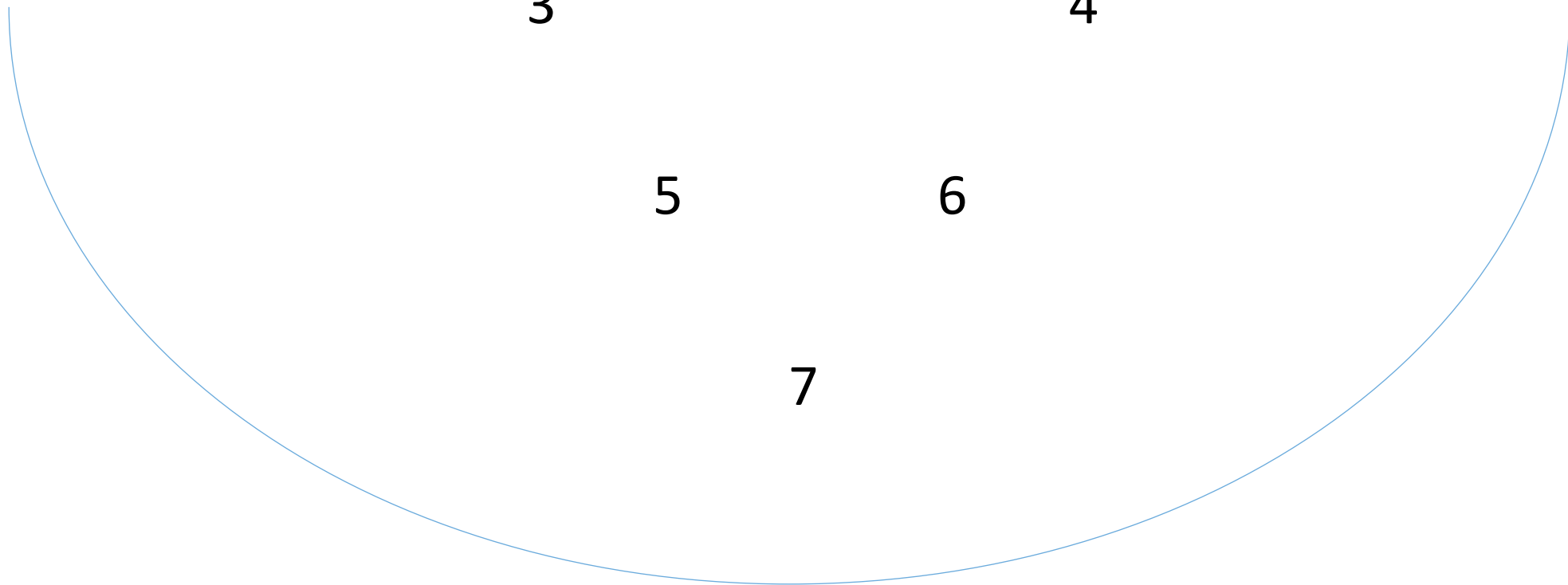
3

4

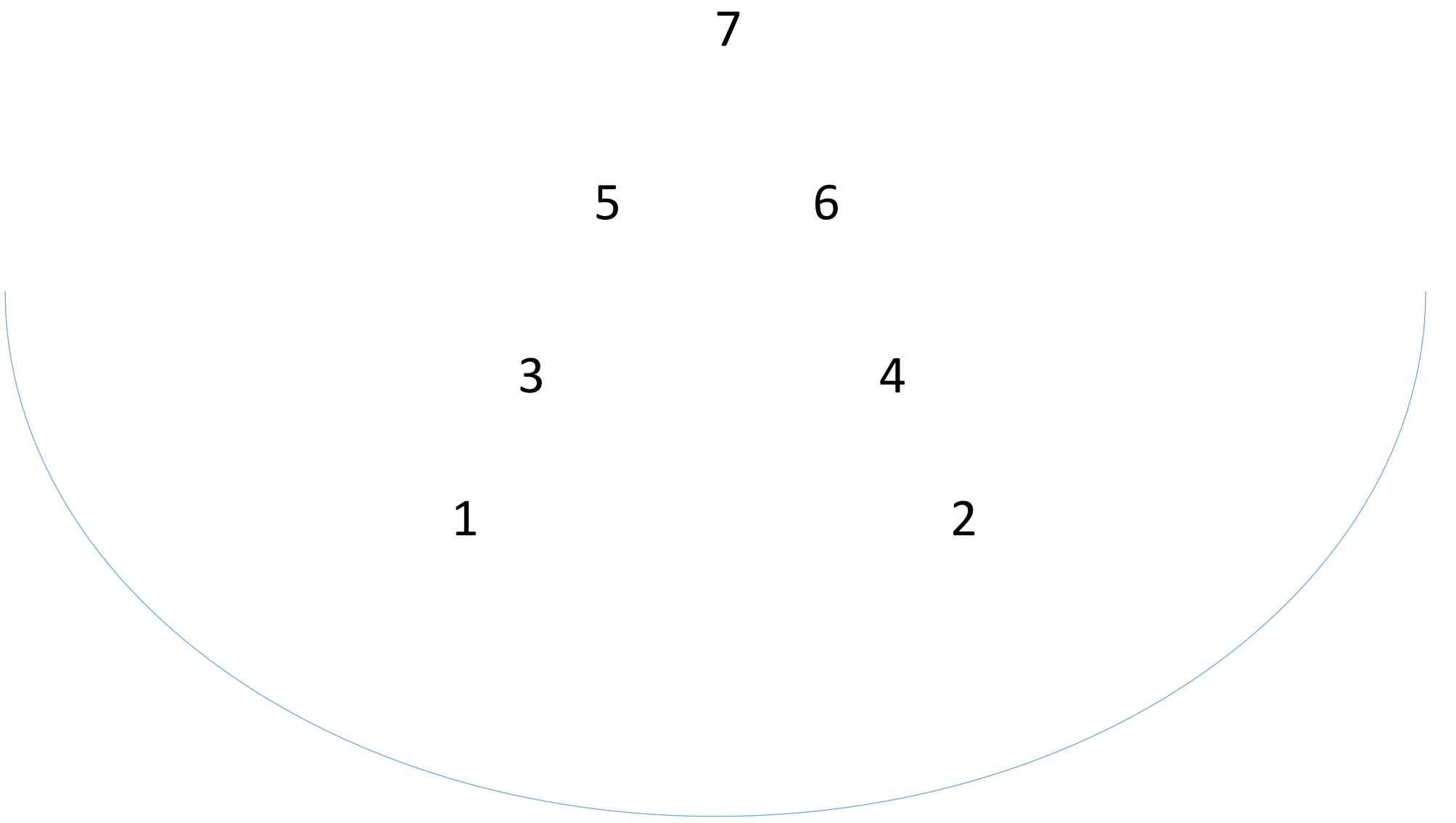
5

6

7



FR POSITION 4



FR ENDING POSITION 5

1 3 5 7 6 4 2

x

x

x

x

x

x

x

x

x

x

