

TAKING A CHANCE ON LOVE – CHOREO PLAN V1

**START TO BIG X**

LINE: I thought loves game was o-ver, Lady Luck Had Gone A-Way

C MOVE:

FR MOVE:

MOOD: Dejected

COMMENT:

LINE: I laid my cards on the table

C MOVE: R Hand move to the Right across Body, Palm face Up; Weight shift to Right Foot/Leg

FR MOVE: Same as Chorus

MOOD: Dejected

COMMENT: Weight shift

LINE: Unable to Play

C MOVE: R hand moves back to the left, Palm facing **down**, weight shift to left foot/leg

FR MOVE: Same as Chorus

MOOD: Dejected, Folding a Poker Hand

COMMENT:

LINE: Then I heard good for-tune say

C MOVE: Reset w/ R Foot R/S w/ L Foot R/S with Arms, Chest UP

FR MOVE: Same as Chorus

MOOD: CHANGE in Mood – more good fortune, more hope and looking into the future

COMMENT:

LINE: They're deal-ing you a new hand

C MOVE: Raise Hands to neck level, Palms down Reverse, back down to waist

FR MOVE: Same as Chorus

MOOD: Smiles all around, you got another chance! A Mulligan!

COMMENT:

LINE: TO-DAY (TO-DAY)  
C MOVE: Move Hands towards inside chorus, chest body and face towards outside chorus Reverse previous move into SCP  
FR MOVE: Same as Chorus  
MOOD:  
COMMENT:

LINE: Here I go a-gain, I hear the trum-pets blow a-gain  
C MOVE: *Personal Excitement*  
FR MOVE: Same as Chorus  
MOOD: Excited to see what happens  
COMMENT:

LINE: All a-glow a-gain  
C MOVE: *Personal Involvement*  
FR MOVE:  
MOOD: THIRD (Kevin Keller's Rule of 3), intimate, passionate, excited but subtle  
COMMENT:

LINE: Taking a Chance on Love (a chance on love)  
C MOVE: *Personal Involvement*  
FR MOVE:  
MOOD: Cool, Swingy, Fun  
COMMENT:

LINE: Here I slide a- gain  
C MOVE: Slide to the outside lift L foot, prepare bring left foot to R foot  
FR MOVE: Same as Chorus  
MOOD: Happy, excited, energetic  
COMMENT:

LINE: a-bout to take that ride a-gain  
C MOVE: 3-Step Recover back to SCP  
FR MOVE: Same as Chorus  
MOOD: Happy, excited, energetic  
COMMENT:

LINE: So starry eye'd again  
C MOVE: *No Planned Move – but explore individual plans with allowing your hands and eyes to enhance the lyric*  
FR MOVE: Same as Chorus  
MOOD: Rule of 3 – optimistic, wide-eyed  
COMMENT:

LINE: Taking a chance on love  
C MOVE: *Personal Involvement*  
FR MOVE:  
MOOD:  
COMMENT:

LINE: I thought the cards were a frame up  
C MOVE: Point- Right Hand to Director (accusing) Release with open hand  
FR MOVE: Same as Chorus  
MOOD: Change in mood – back to accusatory  
COMMENT:

LINE: I ne-ver would try  
C MOVE: 2 hands, palms down, “No!” position - Release with palms flared up, exasperation  
FR MOVE:  
MOOD: Remembering, exasperated  
COMMENT:

LINE: Now I'm tak-ing the game up  
C MOVE: Inside foot turn in, prep for turn outside foot meets inside foot, turn full body into middle of chorus  
FR MOVE: Same as Chorus  
MOOD: Powerful, taking control  
COMMENT:

LINE: And the ace of hearts is high (-igh)  
C MOVE: 1s deal "card" with outside hand 2s deal "card" with outside hand 3-step recovery  
FR MOVE: Same as chorus  
MOOD: SMILE, Just got the ACE  
COMMENT:

LINE: Things are mending now  
C MOVE: Body recovery  
FR MOVE: Same as chorus  
MOOD:  
COMMENT:

LINE: I see a rain-bow blend-ing now  
C MOVE: R Hand arch, imitating a rainbow at approximately chest height  
FR MOVE: Same as chorus  
MOOD: Happy, excited about the future with your girl  
COMMENT:

LINE: We'll have a hap-py ending now, tak-in' a chance on love  
C MOVE: *Personal Involvement*  
FR MOVE:  
MOOD:  
COMMENT:

LINE: I'm walk-in' a-round with a horse shoe, in clo-ver I lie  
C MOVE: Personal movement to support FR  
FR MOVE: FR begin to walk on ever other beat with swagger around in an arch (chorus formation) (12 steps total)  
MOOD: Strutting through life now, nothing can hurt me – I've got my horse-shoe and clover!  
COMMENT:

LINE: Broth-er rab-bit of course you be-ter  
C MOVE: *Personal movement to support FR*  
FR MOVE: Arrive into HORSESHOE/arch shape positions by step 12, recover on step 13 ("kiss")  
MOOD:  
COMMENT:

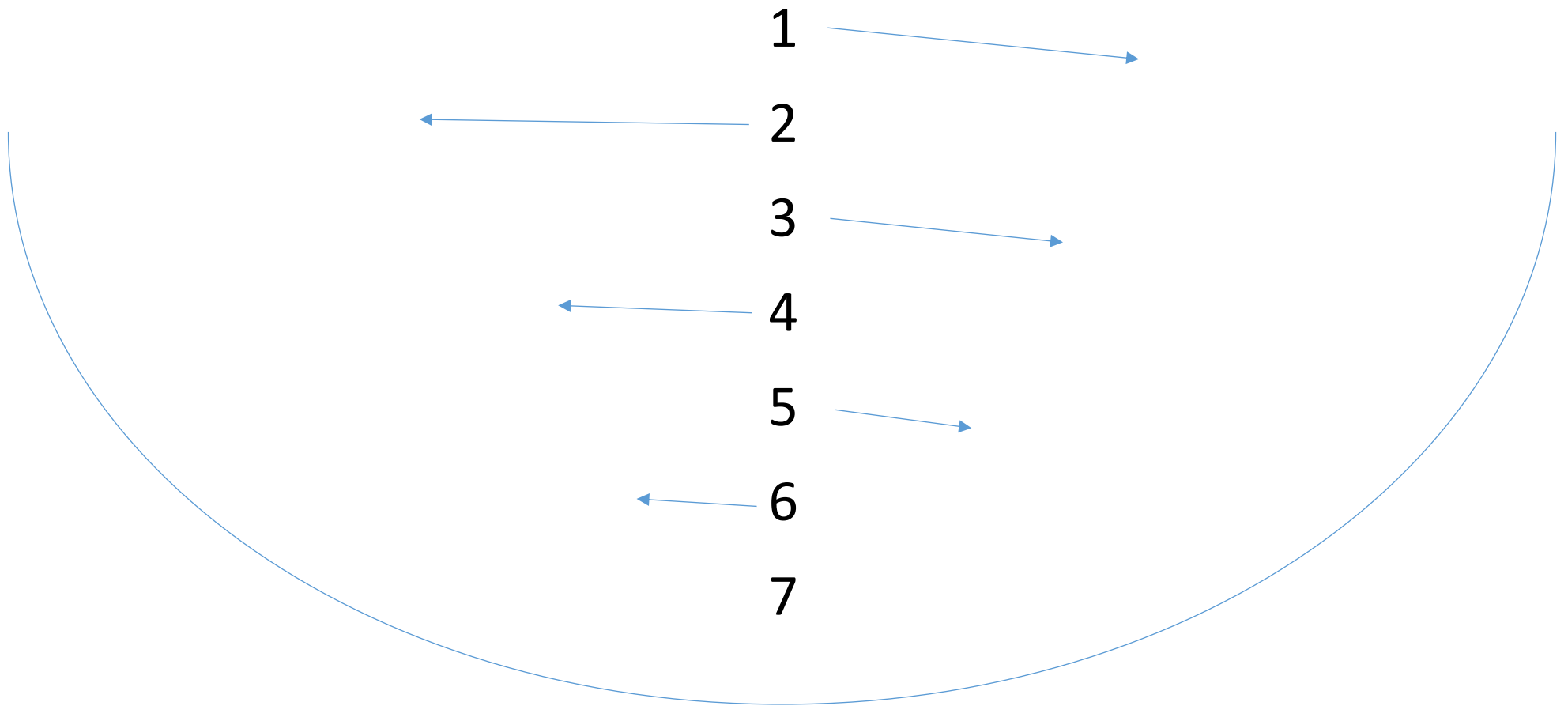
LINE: Kiss your foot good-bye (bye-bye)  
C MOVE: 2 finger point to audience 2 finger point to feet R hand waive bye L hand waive bye  
FR MOVE: Same as chorus  
MOOD:  
COMMENT:

LINE: On the ball a-gain  
C MOVE: *Personal Involvement*  
FR MOVE: Move into position 1, L foot first, 3 steps, land on the 4<sup>th</sup> step  
MOOD:  
COMMENT:

LINE: I'm heading for a fall a-gain  
C MOVE: *Personal Involvement*  
FR MOVE: 1, 3, 5 "Fall Out" to the right; 2, 4, 6 "Fall Out" to the Left; 7 hands up, confused look on face (Reset on "a-gain")  
MOOD:



# FR POSITION 1



# FR POSITION 2

2

1

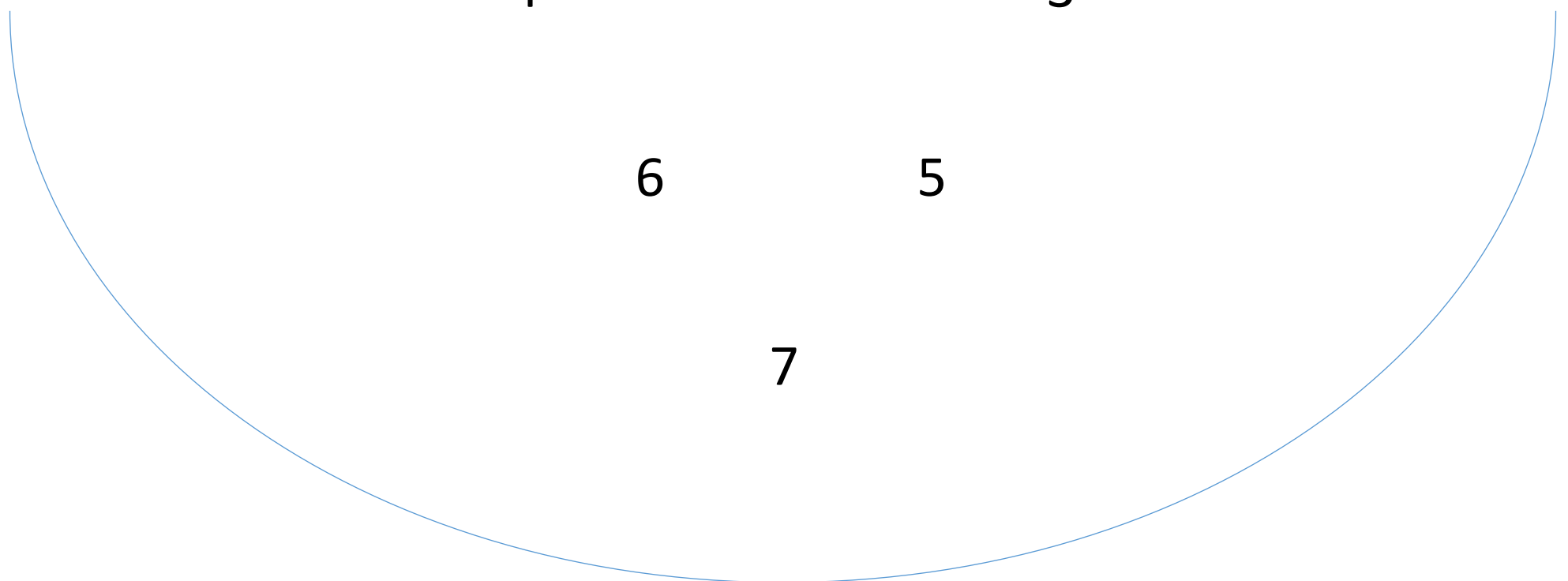
4

3

6

5

7





# FR POSITION 3

1

2

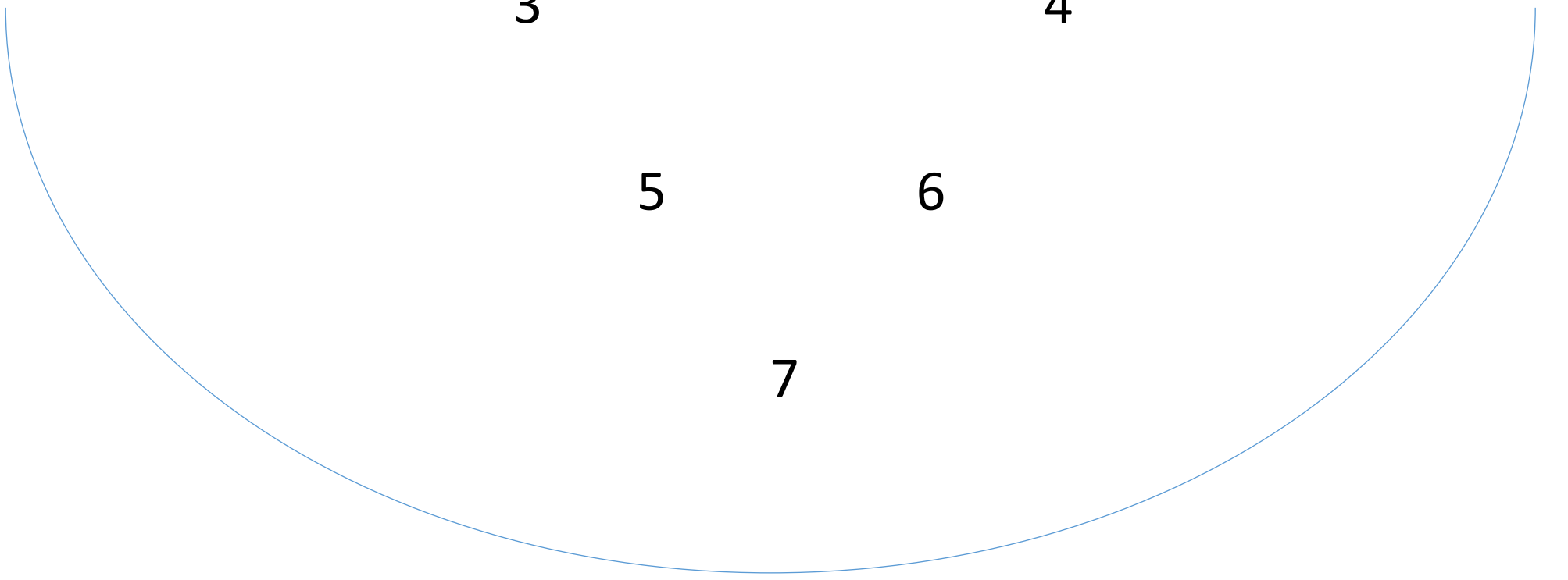
3

4

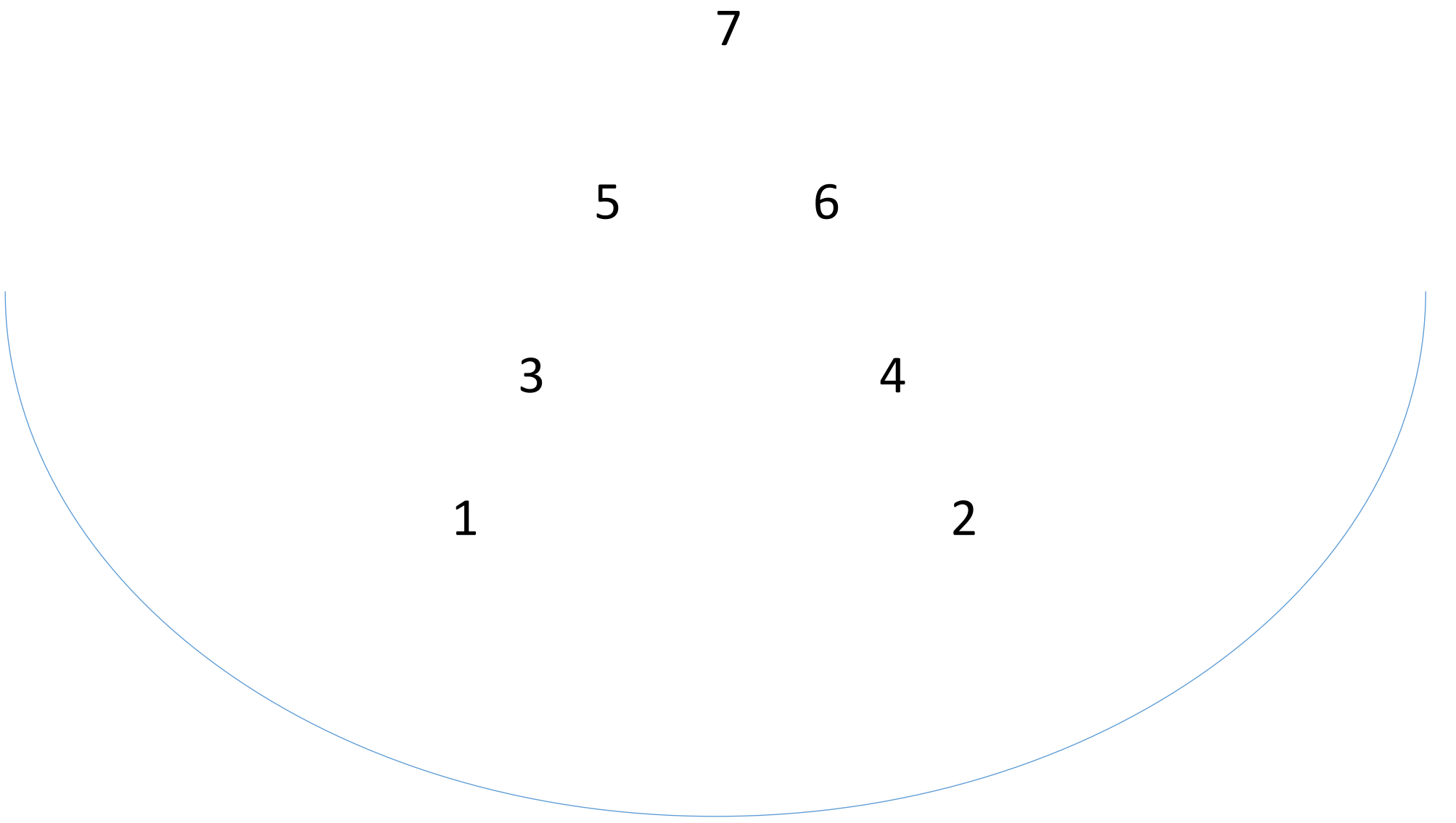
5

6

7



# FR POSITION 4



# FR ENDING POSITION 5

1      3      5      7      6      4      2

x

x

x

x

x

x

x

x

x

x

